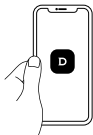
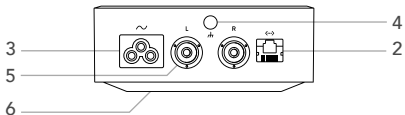
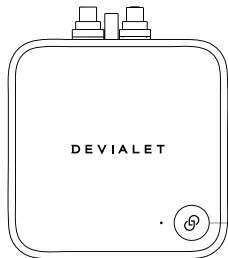


A R C H

Start

DOWNLOAD THE DEVIALET APP
AND FOLLOW THE INSTRUCTIONS





ABOUT ARCH

1. **Link button + light indicator**
2. **Ethernet** RJ45 socket for network
3. **Mains** Power supply
4. **Grounding for turntable tonearm**
5. **Phono • Line • Digital x2**

Phono stage for a vinyl turntable or Tuner line input or S/PDIF (coaxial) digital inputs for CD Player Blu-ray player, TV...

6. **Reset pin**

GETTING STARTED

- Connect Arch to the mains and to your audio source with the appropriate cable.
- Download the Devialet app, launch it and follow in-app instructions to complete your setup.



DEVIALET