

T R E E

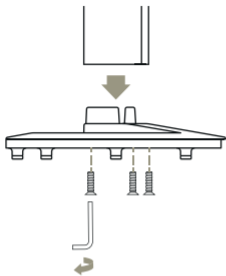
Start

DEVIALET

INGÉNIERIE ACOUSTIQUE DE FRANCE

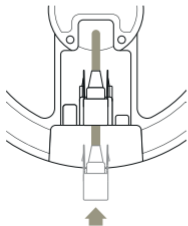
Tree was invented by Devialet, Ingénierie Acoustique de France, the world's most awarded start-up for the excellency of its innovations in sound technologies

Made in France



1

Attach the column to its base and secure it with the provided screws.



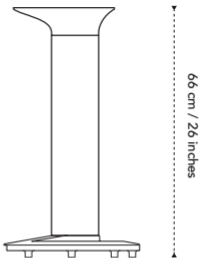
2

On the bottom of the base, push and connect the power cable in its emplacement.

3


If you want to connect PHANTOM with an ethernet and/or Toslink optical cable, put your cables * through the column while ensuring you have an additional 66 cm. If not, go directly to step 6

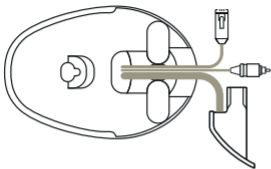
* Ethernet/optical cables are not included



4

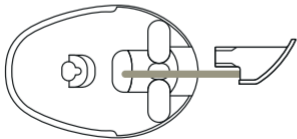
Pass the cables under the base plate through the entries provided for this purpose.





5

Gather the various cables at the head of the base.

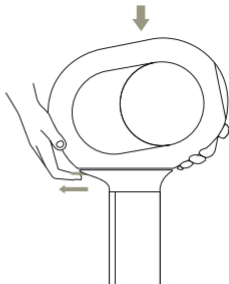


6

At the head of the base,
center the power cord.

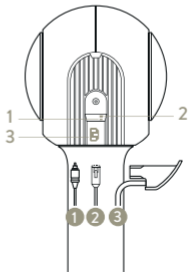
7

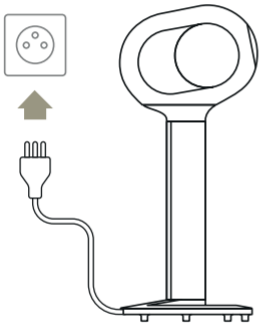
Connect PHANTOM to the head of the base, making sure it is secured by pulling the latch.



8

Connect the cables in the order shown on the drawing.





9

Plug in Tree.

To disassemble,
respect the following
steps:

Pull the locking mechanism to
open the cable access.

Disconnect the cables.

Free Phantom by
pulling the locking mechanism.

